

**Adult Pre-Arrest Diversion (APAD)
Annual Statistical Report (ALL AGENCIES)
January 1, 2022 - December 31, 2022**



**Pinellas County Sheriff's Office
Sheriff Bob Gualtieri**

TABLE OF CONTENTS

1. DEFINITIONS
2. OVERVIEW OF AGENCY ACTIVITY
3. PARTICIPANT HOME ADDRESS / ZIP CODE
4. RACE SCREENED CANDIDATES
5. GENDER SCREENED CANDIDATES
6. ELIGIBLE OFFENSES
7. LAW ENFORCEMENT ACTIVITY BY OFFENSE
8. REFERRAL BY OFFENSE
9. ARREST BY OFFENSE
10. NOTICE TO APPEAR BY OFFENSE
11. REASONS FOR INELIGIBILITY
12. COMMUNITY SERVICE HOURS
13. RESTITUTION
14. SUCCESSFUL PROGRAM COMPLETIONS
15. UNSUCCESSFUL PROGRAM COMPLETIONS

DEFINITIONS

The following terms are utilized for the purposes of this report:

Accepted

Any person who meets all established criteria and is diverted for eligible offense(s).

Arrest

Any person charged with an eligible offense, transported to the Pinellas County Jail and screened by APAD staff during the pre-booking process.

Community Service

Program sanction that requires accepted participants to complete work at a verified 501(c)(3) not-for-profit organization.

Ineligible

Any person referred by law enforcement or screened by APAD staff whose criminal history does not allow for participation and/or meet the established program criteria.

Law Enforcement

Any Notice of Referral by certified law enforcement within Pinellas County.

Notice to Appear (NTA)

A written order issued by law enforcement in lieu of physical arrest requiring a person accused of violating the law to appear in a designated court. NTA's are intercepted and screened by APAD staff prior to case assignment.

Notice of Referral

In lieu of being arrested and transported to jail, an individual with an eligible offense(s) is provided a Notice of Referral by law enforcement with reporting instructions.

Permanently Ineligible

Any person who fails to complete any program requirement or otherwise does not meet program eligibility criteria.

Restitution

The financial act of re-payment for loss or damages.

Screened

A process by which a person with only an eligible offense(s) is considered for participation. This process includes a review of subject's prior criminal history, ties to the community as well as the person's willingness to participate.

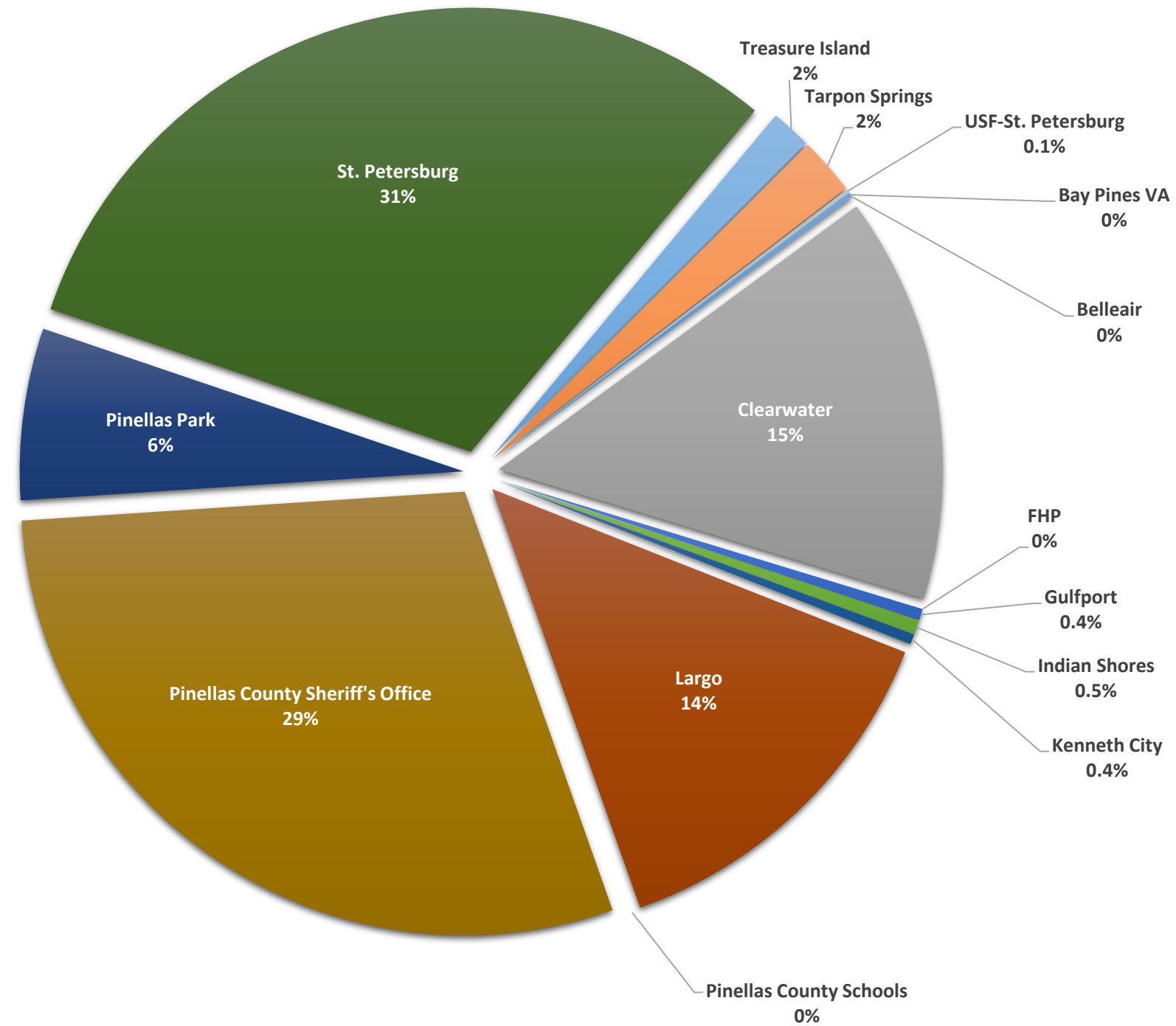
Successful Program Completion

Any accepted participant who completes all program requirements.

Unsuccessful Program Completion

Any accepted participant who is non-compliant with any program requirement and deemed permanently ineligible.

OVERVIEW OF ACTIVITY (ALL AGENCIES) JANUARY 1, 2022 - DECEMBER 31, 2022



This chart represents each agencies involvement to include Arrests, Notice of Referrals and Notice to Appears of the 2176 screened candidates.

PARTICIPANT HOME ADDRESS / ZIP CODE (ALL AGENCIES)

PARTICIPANT HOME ADDRESS			
LOCATION	CITY	UNINCORPORATED	TOTAL
ST. PETERSBURG	114	34	148
CLEARWATER	107	17	124
LARGO	77	19	96
PINELLAS PARK	31	2	33
SEMINOLE	10	23	33
DUNEDIN	17	N/A	17
PALM HARBOR	N/A	17	17
TARPON SPRINGS	14	1	15
OLDSMAR	5	3	8
SAFETY HARBOR	6	1	7
ST. PETE BEACH	5	N/A	5
GULFPORT	3	N/A	3
BELLEAIR	2	N/A	2
BELLEAIR BEACH	1	N/A	1
CRYSTAL BEACH	N/A	1	1
INDIAN ROCKS BEACH	1	N/A	1
INDIAN SHORES	1	N/A	1
MADEIRA BEACH	1	N/A	1
N. REDINGTON BEACH	1	N/A	1
TREASURE ISLAND	1	N/A	1
SUBTOTAL	397	118	515
OTHER*			101
TOTAL			616

ZIP CODES								
LOCATION	ZIP CODE	COUNT	LOCATION	ZIP CODE	COUNT	LOCATION	ZIP CODE	COUNT
CLEARWATER	33756	47	SEMINOLE	33776	8	ST. PETERSBURG	33714	1
LARGO	33770	33	ST. PETERSBURG	33707	7	ST. PETERSBURG	33741	1
LARGO	33771	28	ST. PETERSBURG	33709	7	CLEARWATER	33758	1
ST. PETERSBURG	33712	23	CLEARWATER	33760	7	CLEARWATER	33762	1
SEMINOLE	33772	22	PINELLAS PARK	33782	7	CLEARWATER	33765	1
CLEARWATER	33755	21	PALM HARBOR	34683	7	CLEARWATER BEACH	33767	1
ST. PETERSBURG	33705	20	ST. PETERSBURG	33716	6	LARGO	33774	1
ST. PETERSBURG	33714	20	OLDSMAR	34677	6	LARGO	33778	1
PINELLAS PARK	33781	20	PALM HARBOR	34684	6	PINELLAS PARK	33782	1
CLEARWATER	33765	15	PALM HARBOR	34685	6	INDIAN ROCKS BEACH	33785	1
TARPON SPRINGS	34689	15	SAFETY HARBOR	34695	6	BELLEAIR BEACH	33786	1
ST. PETERSBURG	33710	13	ST. PETERSBURG	33706	5	CRYSTAL BEACH	34681	1
ST. PETERSBURG	33713	13	ST. PETERSBURG	33701	4	DUNEDIN	34698	1
DUNEDIN	34698	13	ST. PETERSBURG	33703	4	INVALID ZIPCODE	N/A	2
ST. PETERSBURG	33711	12	CLEARWATER	33762	4	OTHER*	N/A	101
CLEARWATER	33759	12	SEMINOLE	33777	4	TOTAL		616
LARGO	33778	12	ST. PETERSBURG	33704	3			
ST. PETERSBURG	33708	10	CLEARWATER	33755	2			
CLEARWATER	33764	10	LARGO	33774	2			
LARGO	33773	10	ST. PETERSBURG	33705	1			
ST. PETERSBURG	33702	9	ST. PETERSBURG	33709	1			
CLEARWATER	33763	9	ST. PETERSBURG	33710	1			
CLEARWATER	33761	8	ST. PETERSBURG	33711	1			

Above totals indicate the location where accepted APAD participants reside and whether or not it is within respective city limits.

*Other includes: no address, listed as transient, or lives outside Pinellas County where the address could not be validated by the geo-coding software. This data is for January 1, 2022 - December 31, 2022.

Above list ranks accepted APAD Participants by zip code volume.

RACE SCREENED CANDIDATES (ALL AGENCIES)

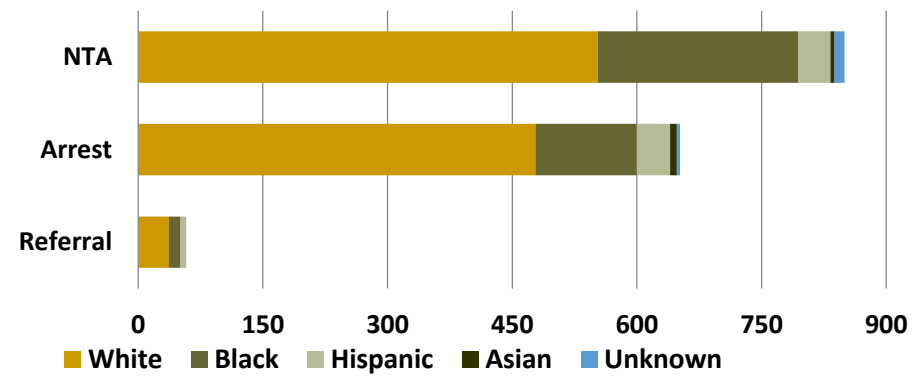
Ineligible

	Referral	Arrest	NTA	Total	
White	37	478	553	1068	68%
Black	14	122	241	377	24%
Hispanic	7	40	39	86	6%
Asian	0	8	5	13	1%
Unknown	0	4	12	16	1%
Total	58	652	850	1560	
	4%	42%	54%		100%

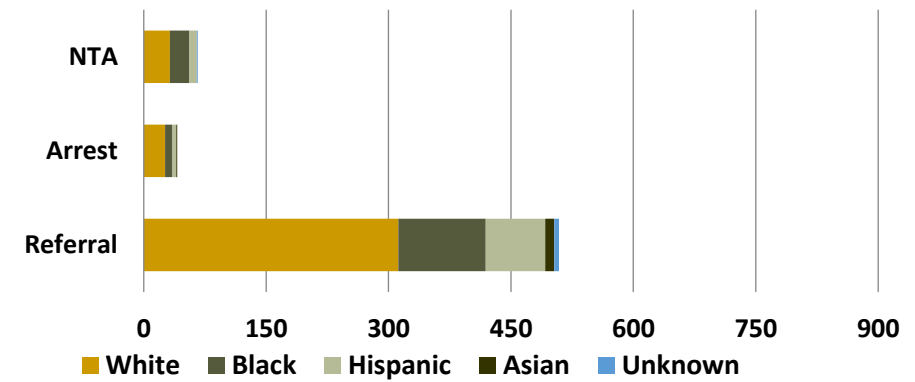
Total - 2176

Accepted

	Referral	Arrest	NTA	Total	
White	312	26	32	370	60%
Black	107	9	24	140	23%
Hispanic	73	5	9	87	14%
Asian	11	1	0	12	2%
Unknown	6	0	1	7	1%
Total	509	41	66	616	
	83%	7%	11%		100%



72% of all screened were ineligible.



28% of all screened were accepted.

GENDER SCREENED CANDIDATES (ALL AGENCIES)

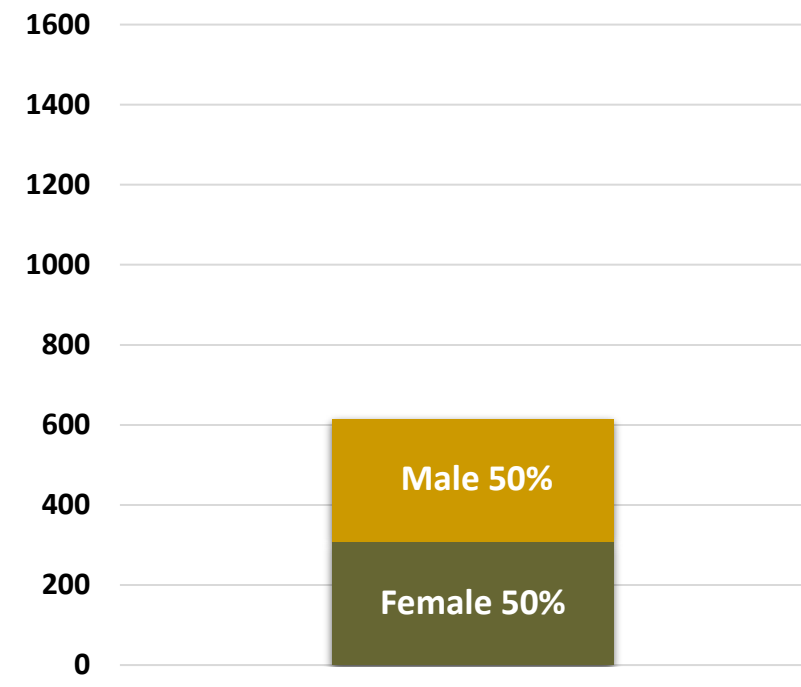
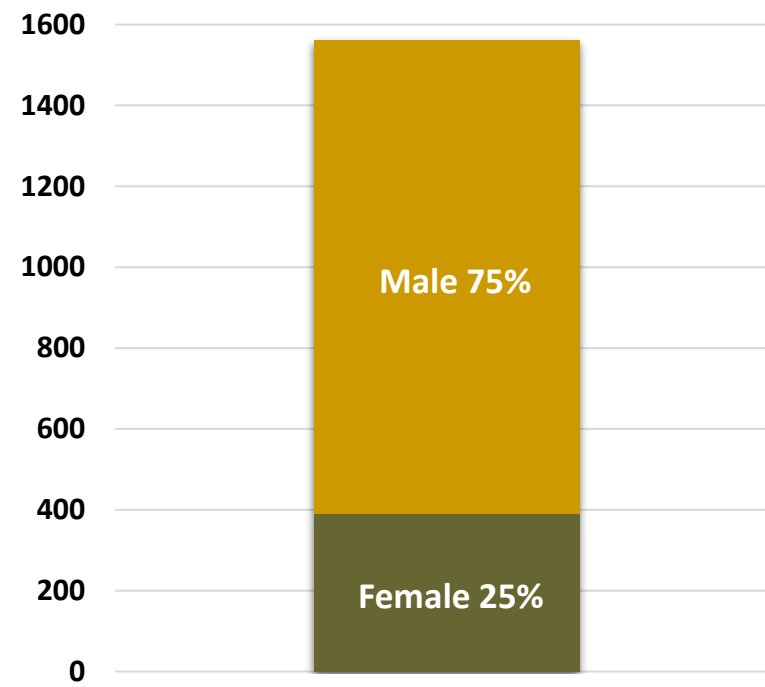
Ineligible

Female	Male	Total
390	1170	1560

Total - 2176

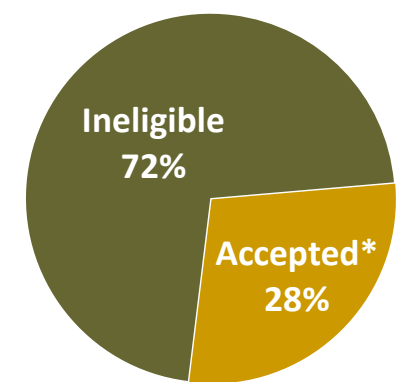
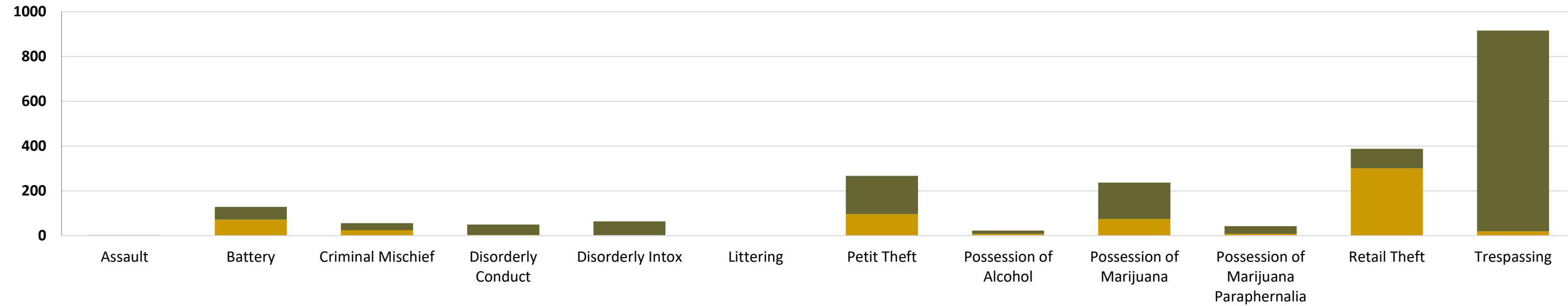
Accepted

Female	Male	Total
309	307	616



ELIGIBLE OFFENSES (ALL AGENCIES)

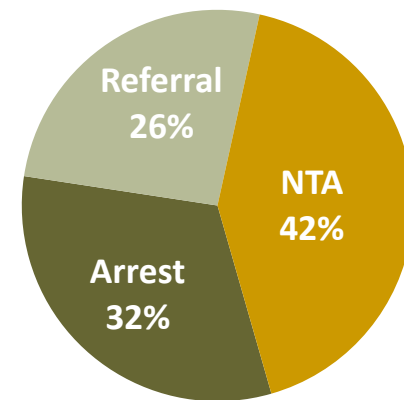
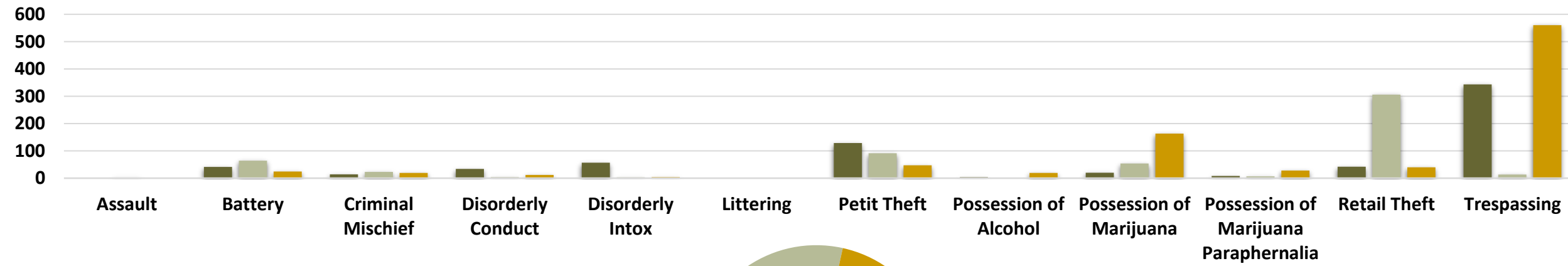
Offense	Ineligible		Accepted*		Total	
Assault	1	0.1%	2	0.3%	3	0.1%
Battery	57	4%	72	12%	129	6%
Criminal Mischief	31	2%	25	4%	56	3%
Disorderly Conduct	46	3%	4	1%	50	2%
Disorderly Intox	61	4%	3	0%	64	3%
Littering	0	0%	0	0%	0	0%
Petit Theft	170	11%	97	16%	267	12%
Possession of Alcohol	15	1%	8	1%	23	1%
Possession of Marijuana	162	10%	75	12%	237	11%
Possession of Marijuana Paraphernalia	34	2%	9	1%	43	2%
Retail Theft	87	6%	301	49%	388	18%
Trespassing	896	57%	20	3%	916	42%
Total	1560	100%	616	100%	2176	100%



*12 Total Participants on SECOND diversion: 6 Retail Theft, 1 Battery, 1 Criminal Mischief, 4 Poss of Marijuana/ Paraphernalia

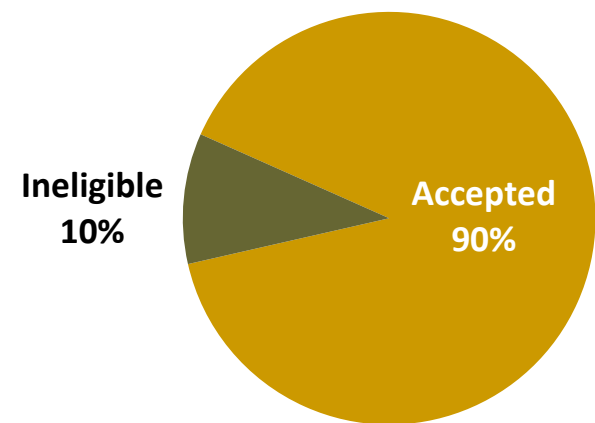
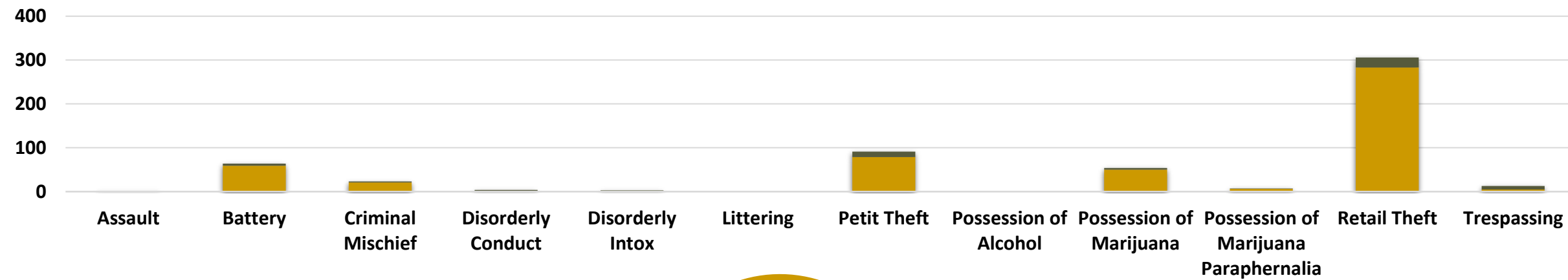
LAW ENFORCEMENT ACTIVITY BY OFFENSE (ALL AGENCIES)

	Assault	Battery	Criminal Mischief	Disorderly Conduct	Disorderly Intox	Littering	Petit Theft	Possession of Alcohol	Possession of Marijuana	Possession of Marijuana Paraphernalia	Retail Theft	Trespassing	Total	
Arrest	1	41	14	34	57	0	129	4	20	8	42	343	693	32%
Referral	2	64	23	4	3	0	91	0	54	7	306	13	567	26%
NTA	0	24	19	12	4	0	47	19	163	28	40	560	916	42%
Total	3	129	56	50	64	0	267	23	237	43	388	916	2176	100%
	0.1%	6%	3%	2%	3%	0%	12%	1%	11%	2%	18%	42%		



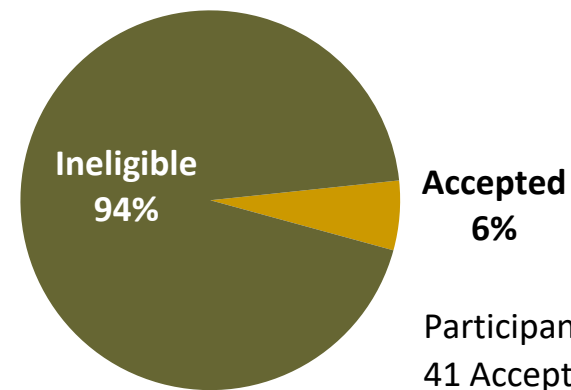
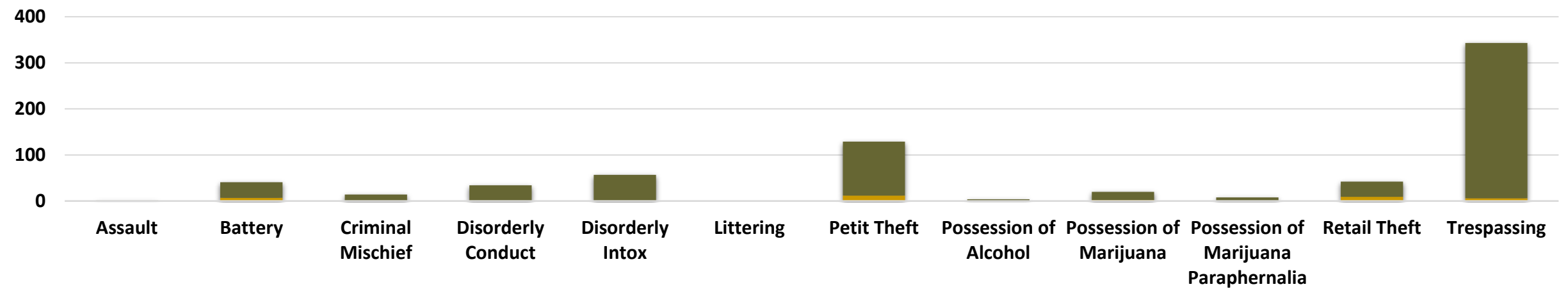
REFERRAL BY OFFENSE - LAW ENFORCEMENT (ALL AGENCIES)

	Assault	Battery	Criminal Mischief	Disorderly Conduct	Disorderly Intox	Littering	Petit Theft	Possession of Alcohol	Possession of Marijuana	Possession of Marijuana Paraphernalia	Retail Theft	Trespassing	Total	
Accepted	2	59	21	2	2	0	79	0	50	6	283	5	509	90%
Ineligible	0	5	2	2	1	0	12	0	4	1	23	8	58	10%
Total	2 0.4%	64 11%	23 4%	4 1%	3 1%	0 0%	91 16%	0 0%	54 10%	7 1%	306 54%	13 2%	567	100%



ARREST BY OFFENSE - APAD REVIEW PRE-BOOKING (ALL AGENCIES)

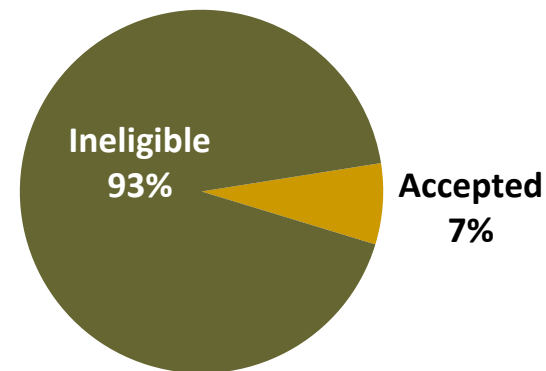
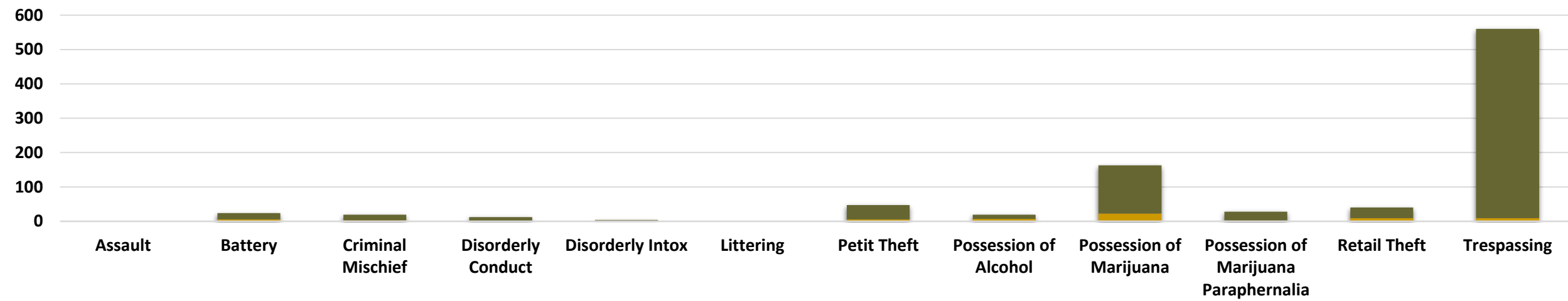
	Assault	Battery	Criminal Mischief	Disorderly Conduct	Disorderly Intox	Littering	Petit Theft	Possession of Alcohol	Possession of Marijuana	Possession of Marijuana Paraphernalia	Retail Theft	Trespassing	Total	
Accepted	0	7	1	1	1	0	12	1	2	1	9	6	41	6%
Ineligible	1	34	13	33	56	0	117	3	18	7	33	337	652	94%
Total	1	41	14	34	57	0	129	4	20	8	42	343	693	100%
	0.1%	6%	2%	5%	8%	0%	19%	1%	3%	1%	6%	49%		



Participants placed at the Jail:
41 Accepted responsibility for their actions.

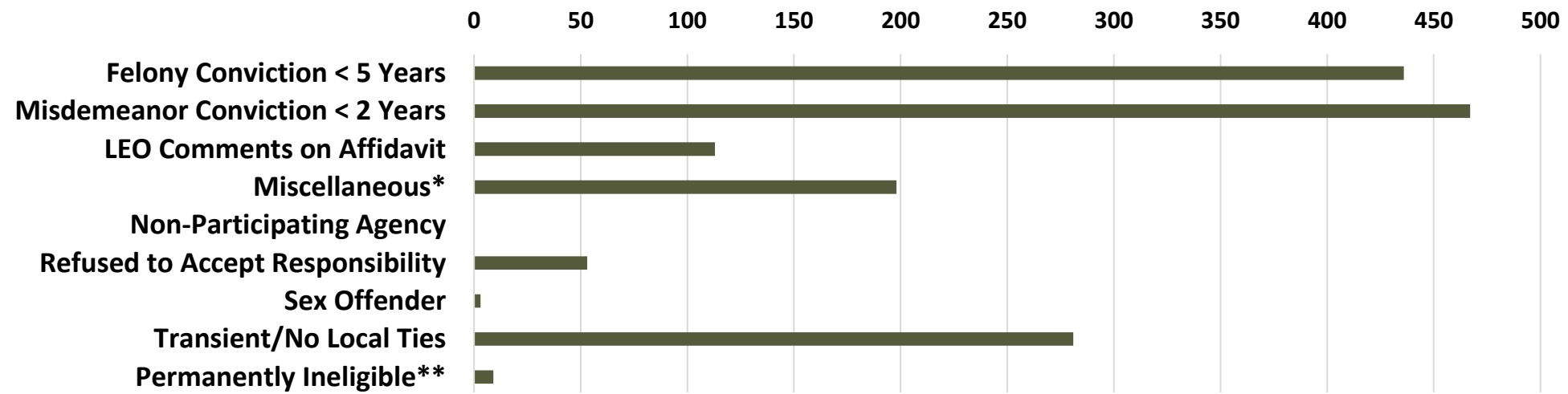
NOTICE TO APPEAR BY OFFENSE - APAD REVIEW PRE-CASE ASSIGNMENT (ALL AGENCIES)

	Assault	Battery	Criminal Mischief	Disorderly Conduct	Disorderly Intox	Littering	Petit Theft	Possession of Alcohol	Possession of Marijuana	Possession of Marijuana Paraphernalia	Retail Theft	Trespassing	Total	
Accepted	0	6	3	1	0	0	6	7	23	2	9	9	66	7%
Ineligible	0	18	16	11	4	0	41	12	140	26	31	551	850	93%
Total	0	24	19	12	4	0	47	19	163	28	40	560	916	100%
	0%	3%	2%	1%	0.4%	0%	5%	2%	18%	3%	4%	61%		



REASON FOR INELIGIBILITY DURING SCREENING (ALL AGENCIES)

REASON FOR INELIGIBILITY	TOTAL	
Felony Conviction < 5 Years	436	28%
Misdemeanor Conviction < 2 Years	467	30%
LEO Comments on Affidavit	113	7%
Miscellaneous*	198	13%
Non-Participating Agency	0	0%
Refused to Accept Responsibility	53	3%
Sex Offender	3	0.2%
Transient/No Local Ties	281	18%
Permanently Ineligible**	9	1%
Total	1560	100%

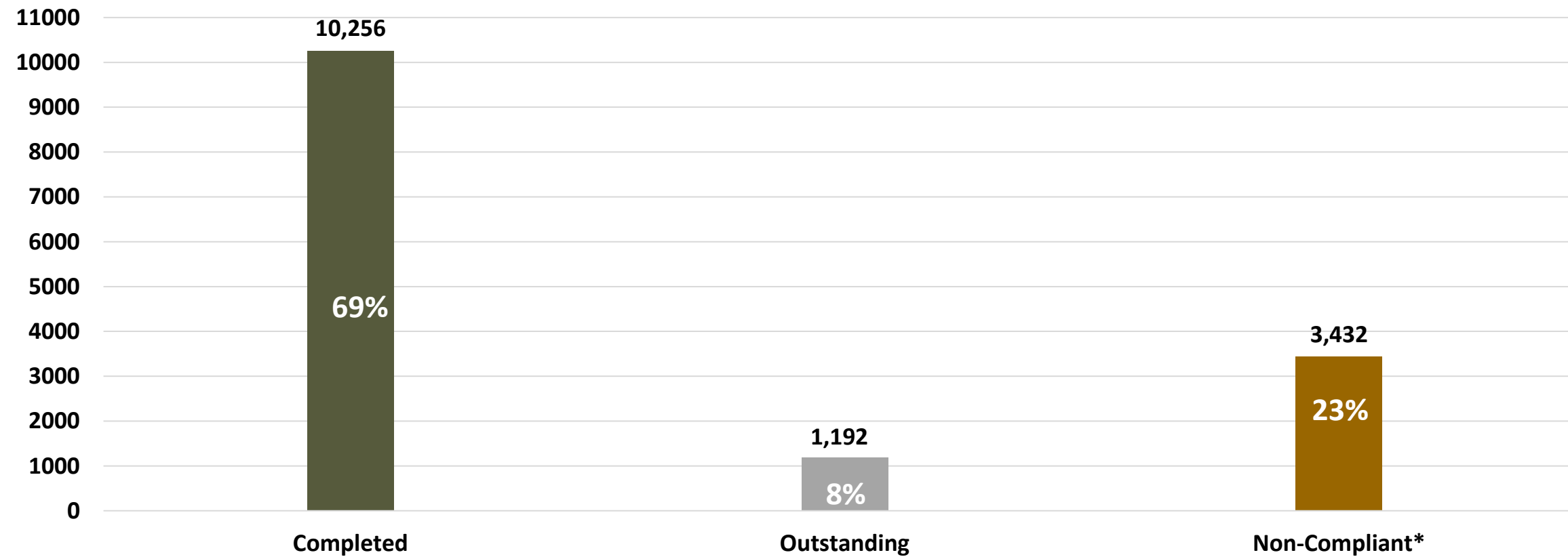


*Includes: addition of ineligible offense, warrants, extensive criminal history, unable to establish contact.

**Includes: any participant who fails to complete any program requirement or any person who is precluded from the program based on eligibility criteria.

COMMUNITY SERVICE HOURS (ALL AGENCIES)

Completed	10,256
Outstanding	1,192
Non-Compliant*	3,432
Total	14,880



*143 Participants failed to complete their 24, 32, or 48 hours of community service (1st, 2nd, or 3rd diversion).


RESTITUTION (ALL AGENCIES)

Offense	Qty	Paid	Total
Criminal Mischief	19	\$7,622.00	50%
Petit Theft	25	\$2,252.18	15%
Retail Theft	61	\$5,444.55	36%
Total	105	\$15,318.73	100%

Offense	Qty	Outstanding	Total
Criminal Mischief	2	\$350.00	12%
Petit Theft	4	\$277.80	10%
Retail Theft	12	\$2,269.72	78%
Total	18	\$2,897.52	100%

Offense	Qty	Non-Compliant	Total
Criminal Mischief	1	\$500.00	35%
Petit Theft	5	\$81.21	6%
Retail Theft	12	\$851.30	59%
Total	18	\$1,432.51	100%

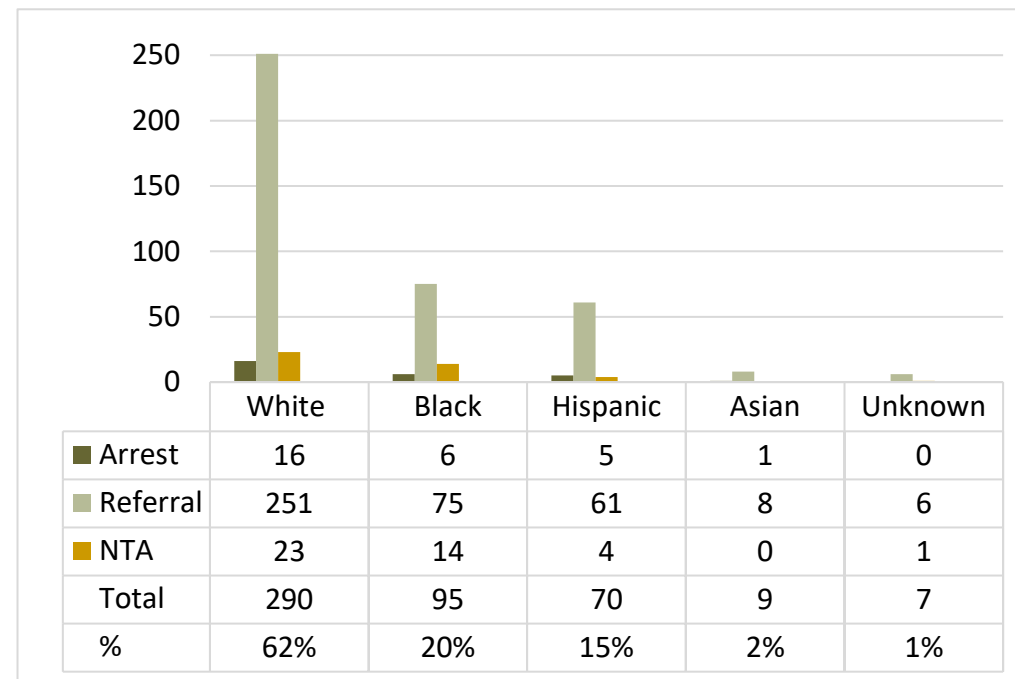
TOTAL - \$19,648.76



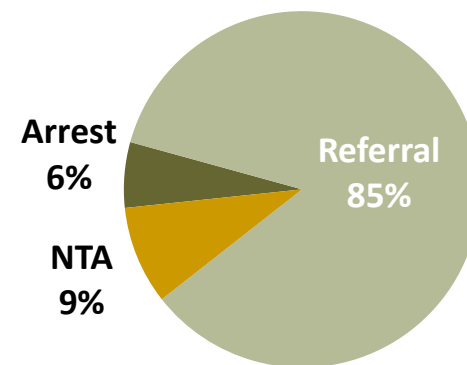
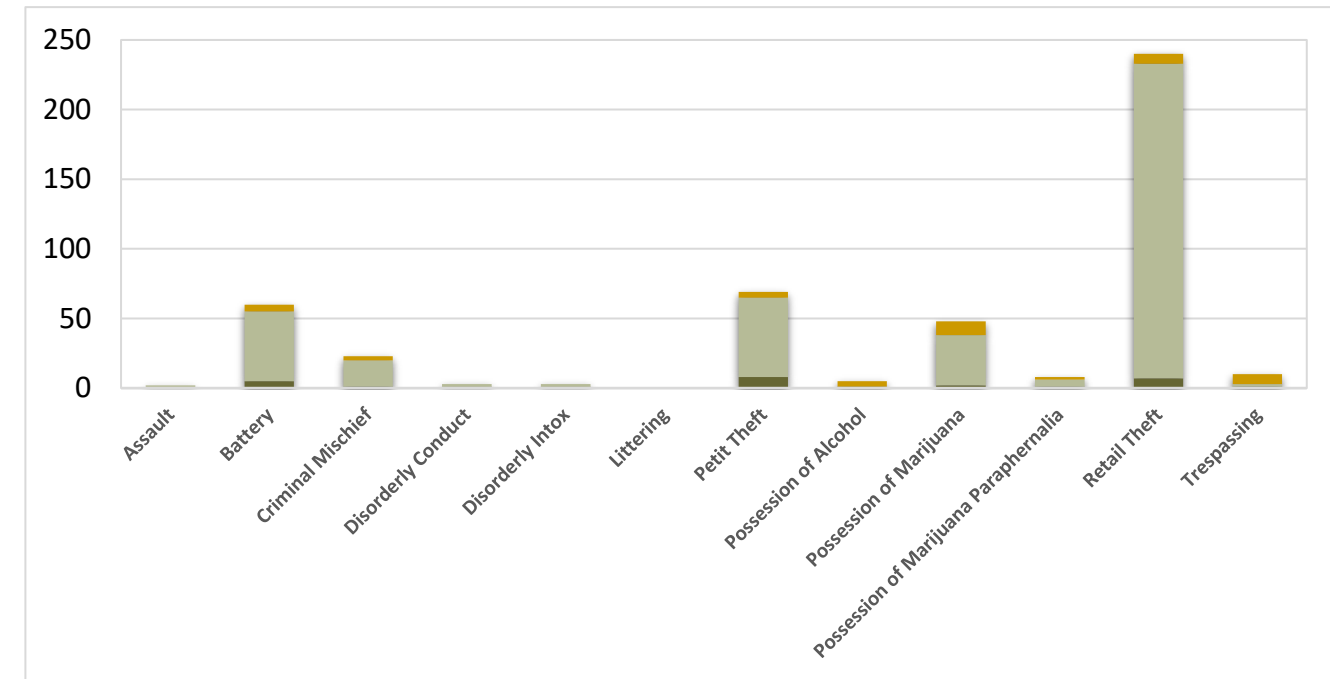
* 18 participants failed to complete restitution and are now permanently ineligible.
 \$500 was the largest single amount not paid by a non-compliant participant, for a charge of Criminal Mischief.

SUCCESSFUL PROGRAM COMPLETIONS (ALL AGENCIES)

	Assault	Battery	Criminal Mischief	Disorderly Conduct	Disorderly Intox	Littering	Petit Theft	Possession of Alcohol	Possession of Marijuana	Possession of Marijuana Paraphernalia	Retail Theft	Trespassing	Total	
Arrest	0	5	1	1	1	0	8	1	2	1	7	1	28	6%
Referral	2	50	19	2	2	0	57	0	36	5	226	2	401	85%
NTA	0	5	3	0	0	0	4	4	10	2	7	7	42	9%
Total	2	60	23	3	3	0	69	5	48	8	240	10	471	100%
	0.4%	13%	5%	0.6%	1%	0%	15%	1%	10%	2%	51%	2%		



Total - 471



UNSUCCESSFUL PROGRAM COMPLETIONS DUE TO NON-COMPLIANCE (ALL AGENCIES)

	Assault	Battery	Criminal Mischief	Disorderly Conduct	Disorderly Intox	Littering	Petit Theft	Possession of Alcohol	Possession of Marijuana	Possession of Marijuana Paraphernalia	Retail Theft	Trespassing	Total	
Arrest	0	2	0	0	0	0	4	0	0	0	2	5	13	9%
Referral	0	9	2	0	0	0	22	0	14	1	57	3	108	74%
NTA	0	1	0	1	0	0	2	3	13	0	2	2	24	17%
Total	0	12	2	1	0	0	28	3	27	1	61	10	145	100%
	0%	8%	1%	1%	0%	0%	19%	2%	19%	1%	42%	7%		

