

**Adult Pre-Arrest Diversion (APAD)**  
**Annual Statistical Report (ALL AGENCIES)**  
**January 1, 2020 - December 31, 2020**



**Pinellas County Sheriff's Office**  
**Sheriff Bob Gualtieri**

## TABLE OF CONTENTS

1. DEFINITIONS
2. OVERVIEW OF AGENCY ACTIVITY
3. PARTICIPANT HOME ADDRESS / ZIP CODE
4. RACE SCREENED CANDIDATES
5. GENDER SCREENED CANDIDATES
6. ELIGIBLE OFFENSES
7. LAW ENFORCEMENT ACTIVITY BY OFFENSE
8. REFERRAL BY OFFENSE
9. ARREST BY OFFENSE
10. NOTICE TO APPEAR BY OFFENSE
11. REASONS FOR INELIGIBILITY
12. COMMUNITY SERVICE HOURS
13. RESTITUTION
14. SUCCESSFUL PROGRAM COMPLETIONS
15. UNSUCCESSFUL PROGRAM COMPLETIONS
16. FOUR YEAR SNAPSHOT

## DEFINITIONS

The following terms are utilized for the purposes of this report:

**Accepted**

Any person who meets all established criteria and is diverted for eligible offense(s).

**Arrest**

Any person charged with an eligible offense, transported to the Pinellas County Jail and screened by APAD staff during the pre-booking process.

**Community Service**

Program sanction that requires accepted participants to complete work at a verified 501(c)(3) not-for-profit organization.

**Ineligible**

Any person referred by law enforcement or screened by APAD staff whose criminal history does not allow for participation and/or meet the established program criteria.

**Law Enforcement**

Any Notice of Referral by certified law enforcement within Pinellas County.

**Notice to Appear (NTA)**

A written order issued by law enforcement in lieu of physical arrest requiring a person accused of violating the law to appear in a designated court. NTA's are intercepted and screened by APAD staff prior to case assignment.

**Notice of Referral**

In lieu of being arrested and transported to jail, an individual with an eligible offense(s) is provided a Notice of Referral by law enforcement with reporting instructions.

**Permanently Ineligible**

Any person who fails to complete any program requirement or otherwise does not meet program eligibility criteria.

**Restitution**

The financial act of re-payment for loss or damages.

**Screened**

A process by which a person with only an eligible offense(s) is considered for participation. This process includes a review of subject's prior criminal history, ties to the community as well as the person's willingness to participate.

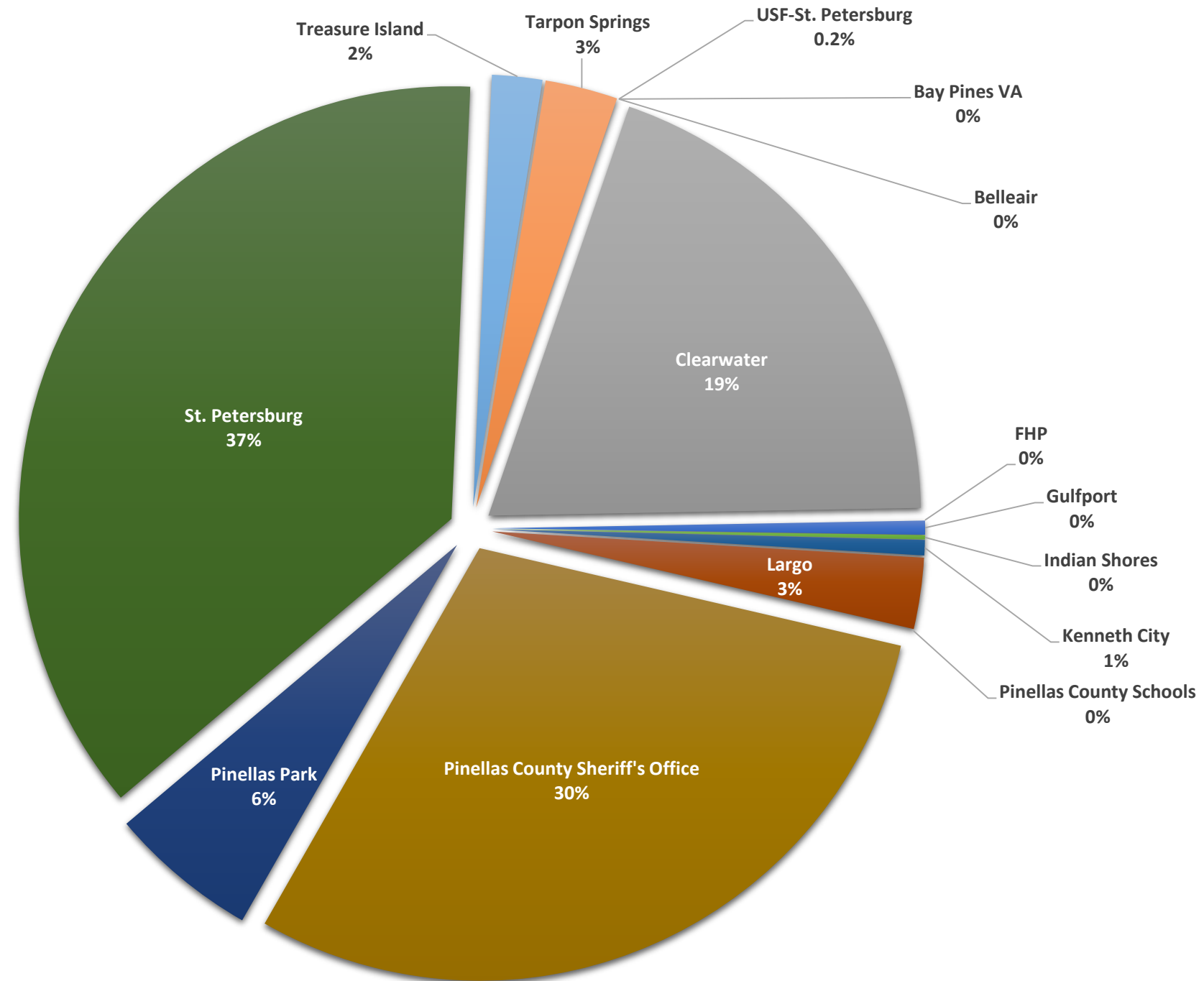
**Successful Program Completion**

Any accepted participant who completes all program requirements.

**Unsuccessful Program Completion**

Any accepted participant who is non-compliant with any program requirement and deemed permanently ineligible.

## OVERVIEW OF ACTIVITY (ALL AGENCIES) JANUARY 1, 2020 - DECEMBER 31, 2020



This chart represents each agencies' involvement to include Arrests, Notice of Referrals and Notice to Appears of the 1919 screened candidates.

PARTICIPANT HOME ADDRESS / ZIP CODE (ALL AGENCIES)

PARTICIPANT HOME ADDRESS			
LOCATION	CITY	UNINCORPORATED	TOTAL
ST. PETERSBURG	146	33	179
CLEARWATER	109	31	140
DUNEDIN	29	4	33
PALM HARBOR	N/A	32	32
PINELLAS PARK	26	4	30
LARGO	18	11	29
OLDSMAR	17	0	17
SEMINOLE	5	9	14
TARPON SPRINGS	10	4	14
SAFETY HARBOR	7	2	9
MEDEIRA BEACH	6	1	7
KENNETH CITY	4	1	5
GULFPORT	3	0	3
ST. PETE BEACH	3	N/A	3
BELLEAIR	1	0	1
BELLEAIR BLUFFS	1	N/A	1
CRYSTAL BEACH	N/A	1	1
INDIAN ROCKS BEACH	1	N/A	1
N. REDINGTON BEACH	1	N/A	1
SOUTH PASADENA	1	N/A	1
TIERRA VERDE	0	1	1
TREASURE ISLAND	1	N/A	1
REDINGTON BREACH	0	0	0
MADEIRA BEACH	0	0	0
SUBTOTAL	389	134	523
OTHER*			110
TOTAL			633

The table above shows where the APAD participants live and compares municipalities to respective unincorporated areas.

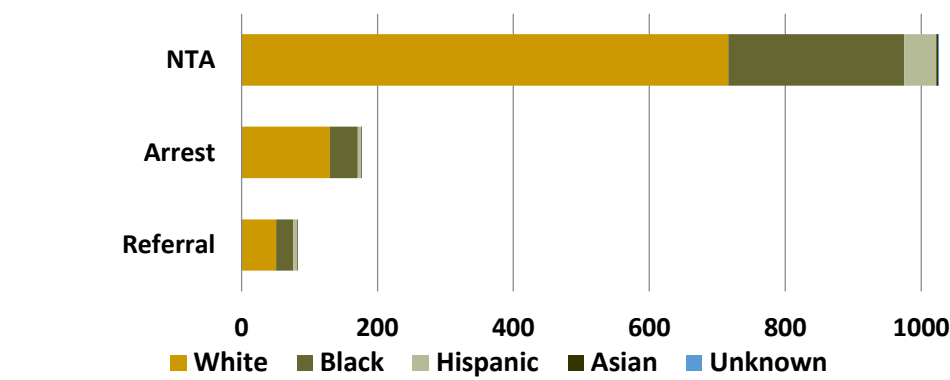
\*Other includes: no address, listed as transient, or lives outside Pinellas County where the address could not be validated by the geo-coding software. This data is for January 1, 2020 -- December 31, 2020.

ZIP CODES								
LOCATION	ZIP CODE	COUNT	LOCATION	ZIP CODE	COUNT	LOCATION	ZIP CODE	COUNT
DUNEDIN	34698	33	ST. PETERSBURG	33710	10	ST. PETERSBURG	33762	3
CLEARWATER	33755	32	ST. PETERSBURG	33712	10	ST. PETERSBURG	33773	3
ST. PETERSBURG	33705	29	PINELLAS PARK	33760	10	SEMINOLE	33775	2
PINELLAS PARK	33781	25	LARGO	33770	10	PALM HARBOR	34681	2
ST. PETERSBURG	33711	24	ST. PETERSBURG	33716	9	TARPON SPRINGS	34688	2
ST. PETERSBURG	33713	24	SEMINOLE	33772	9	ST. PETERSBURG	33715	1
CLEARWATER	33765	22	LARGO	33778	8	BAY PINES	33744	1
CLEARWATER	33756	20	PALM HARBOR	34683	8	CLEARWATER	33766	1
ST. PETERSBURG	33709	18	PALM HARBOR	34685	8	SEMINOLE	33776	1
ST. PETERSBURG	33714	18	ST. PETERSBURG	33703	7	INDIAN ROCKS BEACH	33785	1
CLEARWATER	33763	18	MADEIRA BEACH	33708	7	LAKELAND	33812	1
CLEARWATER	33764	17	GULFPORT	33707	6	OTHER*	N/A	110
OLDSMAR	34677	16	CLEARWATER	33761	6	TOTAL		633
PALM HARBOR	34684	15	LARGO	33774	5			
ST. PETERSBURG	33701	14	PINELLAS PARK	33782	5			
ST. PETERSBURG	33702	13	ST. PETE BEACH	33706	4			
TARPON SPRINGS	34689	12	LARGO	33771	4			
CLEARWATER	33759	11	SEMONOLE	33777	4			
SAFETY HARBOR	34695	11	ST. PETERSBURG	33704	3			

The table above lists where the accepted APAD participants live ranked by zip code volume.

RACE SCREENED CANDIDATES (ALL AGENCIES)

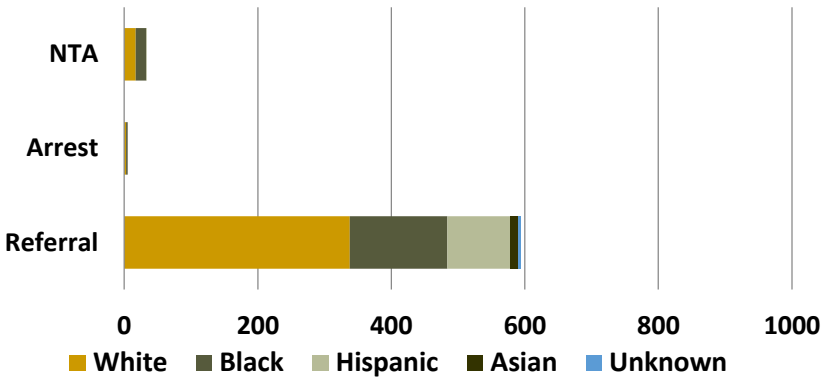
Ineligible					
	Referral	Arrest	NTA	Total	
White	51	130	716	897	70%
Black	25	41	259	325	25%
Hispanic	6	5	47	58	5%
Asian	1	1	3	5	0.4%
Unknown	0	0	1	1	0.1%
Total	83	177	1026	1286	
	6%	14%	80%		100%



67% of all screened were ineligible.

Total - 1919

Accepted					
	Referral	Arrest	NTA	Total	
White	338	3	17	358	57%
Black	146	2	16	164	26%
Hispanic	94	0	1	95	15%
Asian	12	0	0	12	2%
Unknown	4	0	0	4	1%
Total	594	5	34	633	
	94%	1%	5%		100%



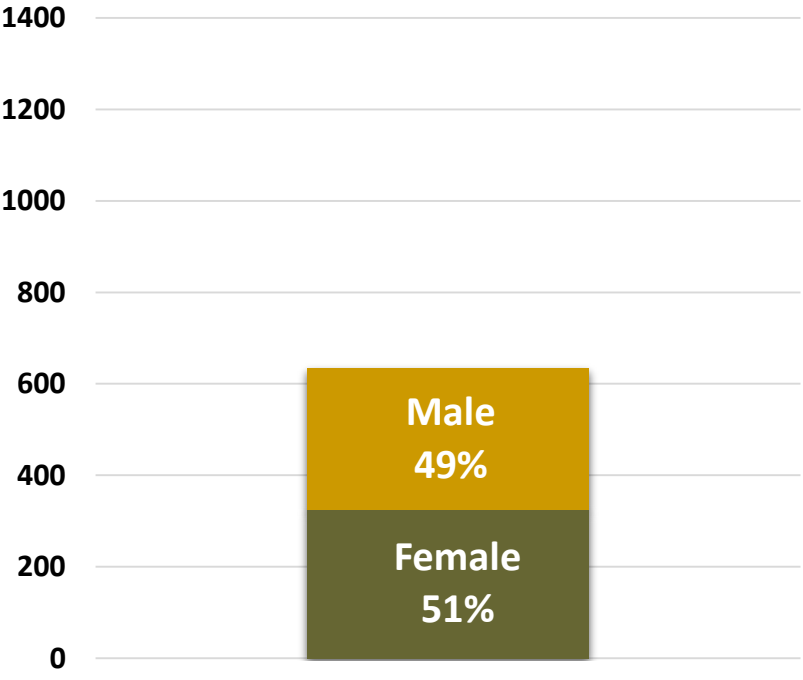
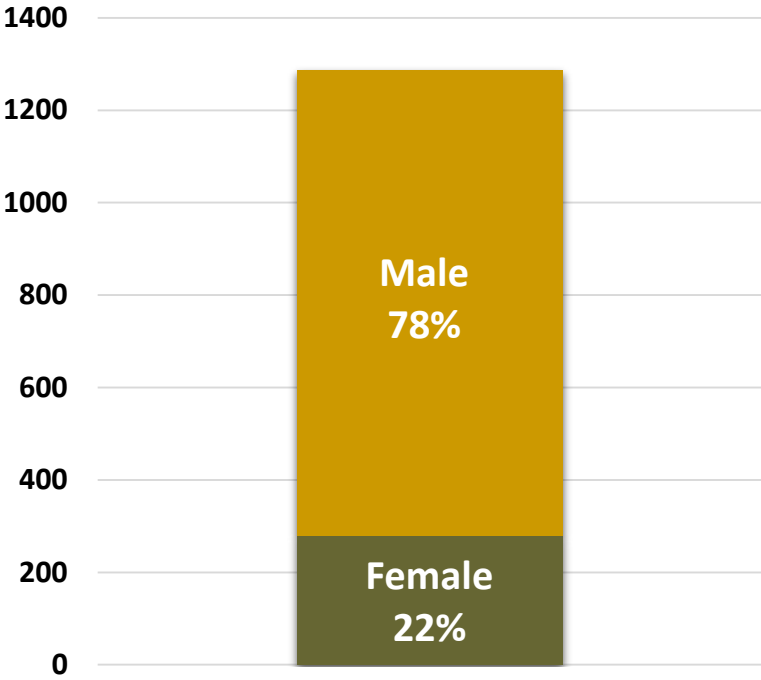
33% of all screened were accepted.

GENDER SCREENED CANDIDATES (ALL AGENCIES)

Ineligible		
Female	Male	Total
279	1007	1286

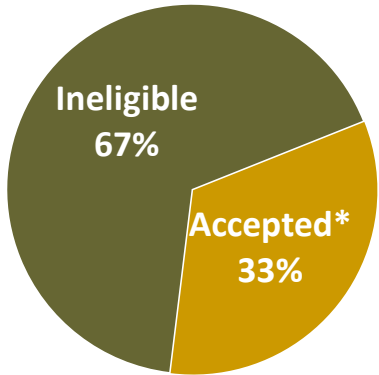
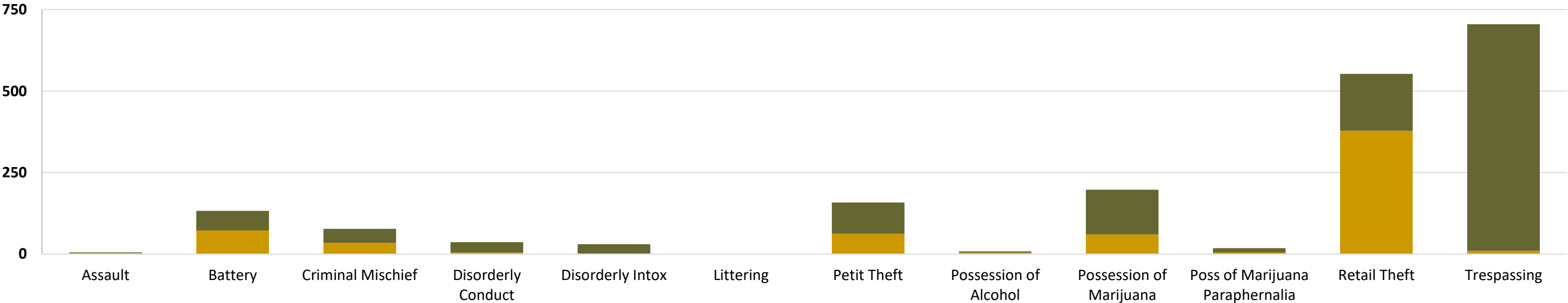
Total - 1919

Accepted		
Female	Male	Total
325	308	633



ELIGIBLE OFFENSES (ALL AGENCIES)

Offense	Ineligible		Accepted*		Total	
Assault	2	0.2%	3	0.5%	5	0.3%
Battery	60	5%	72	11%	132	7%
Criminal Mischief	43	3%	34	5%	77	4%
Disorderly Conduct	32	2%	4	1%	36	2%
Disorderly Intox	29	2%	1	0.2%	30	2%
Littering	0	0%	0	0%	0	0%
Petit Theft	96	7%	62	10%	158	8%
Possession of Alcohol	4	0%	4	1%	8	0%
Possession of Marijuana	137	11%	60	9%	197	10%
Poss of Marijuana Paraphernalia	13	1%	5	1%	18	1%
Retail Theft	175	14%	378	60%	553	29%
Trespassing	695	54%	10	2%	705	37%
Total	1286	100%	633	100%	1919	100%

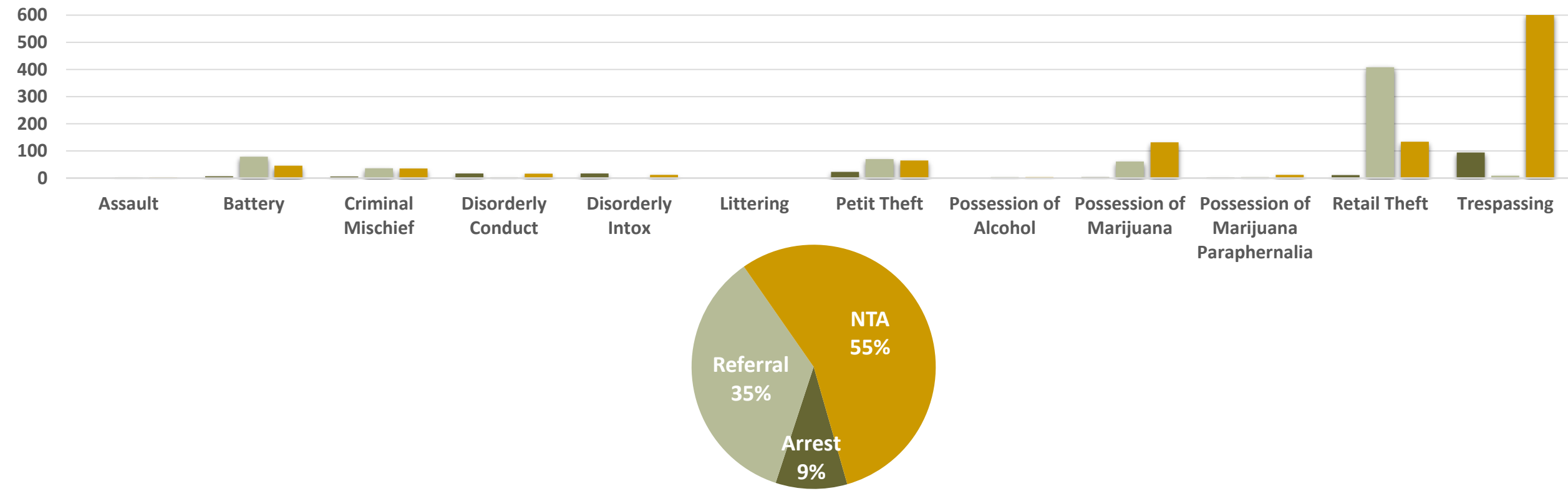


\*17 Participants on SECOND diversion for Retail Theft  
3 Participants on SECOND diversion for Battery, Criminal Mischief, and Possession of Marijuana



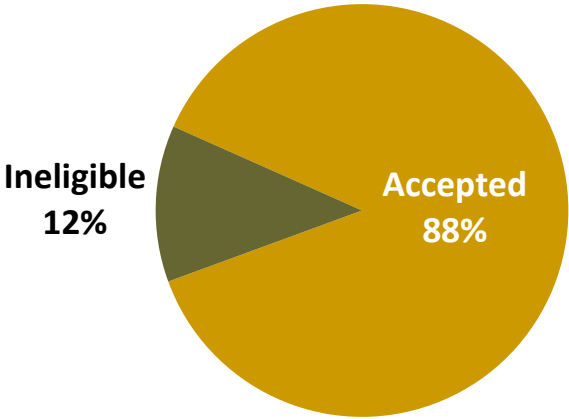
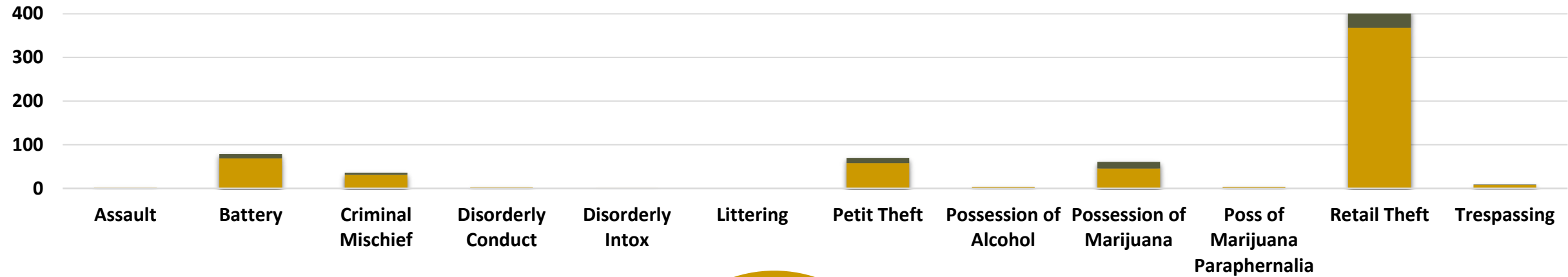
LAW ENFORCEMENT ACTIVITY BY OFFENSE (ALL AGENCIES)

	Assault	Battery	Criminal Mischief	Disorderly Conduct	Disorderly Intox	Littering	Petit Theft	Possession of Alcohol	Possession of Marijuana	Possession of Marijuana Paraphernalia	Retail Theft	Trespassing	Total	
Arrest	1	7	6	17	17	0	23	0	4	2	11	94	182	9%
Referral	2	79	36	3	1	0	70	4	61	4	408	9	677	35%
NTA	2	46	35	16	12	0	65	4	132	12	134	602	1060	55%
Total	5	132	77	36	30	0	158	8	197	18	553	705	1919	100%
	0.3%	7%	4%	2%	2%	0%	8%	0.4%	10%	1%	29%	37%		



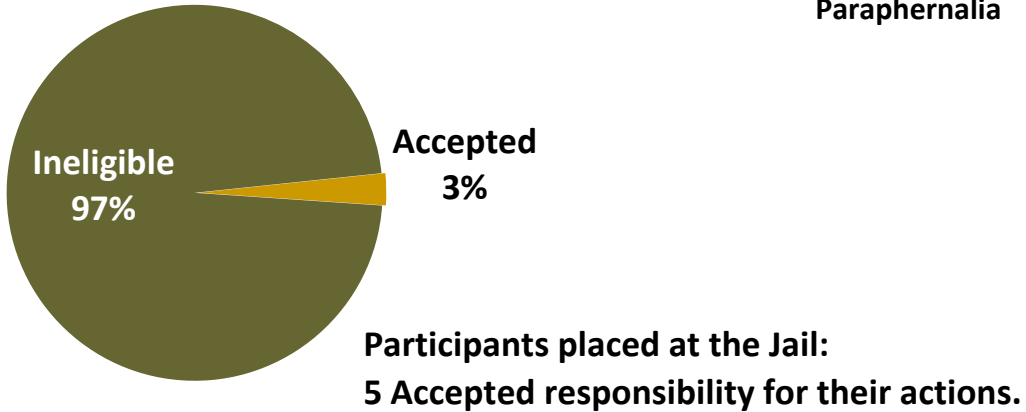
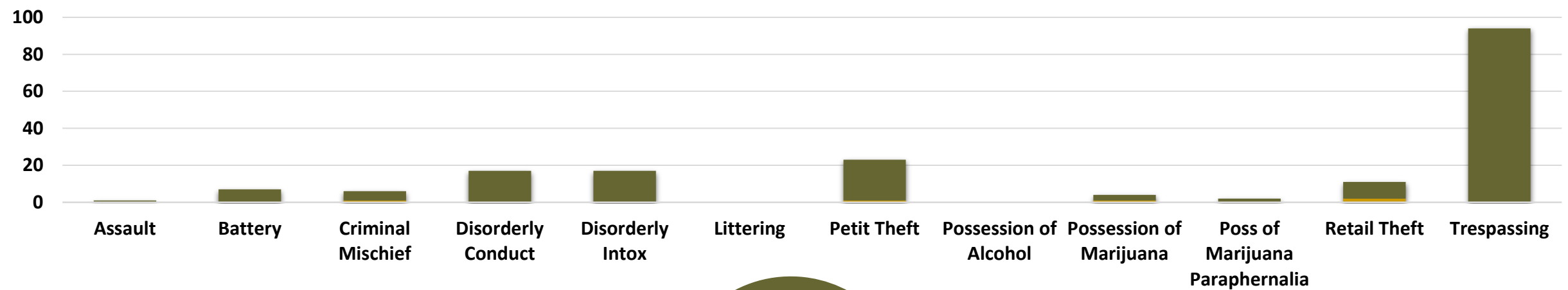
REFERRAL BY OFFENSE - LAW ENFORCEMENT (ALL AGENCIES)

	Assault	Battery	Criminal Mischief	Disorderly Conduct	Disorderly Intox	Littering	Petit Theft	Possession of Alcohol	Possession of Marijuana	Poss of Marijuana Paraphernalia	Retail Theft	Trespassing	Total	
Accepted	2	69	31	3	1	0	58	4	46	4	368	8	594	88%
Ineligible	0	10	5	0	0	0	12	0	15	0	40	1	83	12%
Total	2 0.3%	79 12%	36 5%	3 0.4%	1 0.1%	0 0%	70 10%	4 0.6%	61 9%	4 0.6%	408 60%	9 1%	677	100%



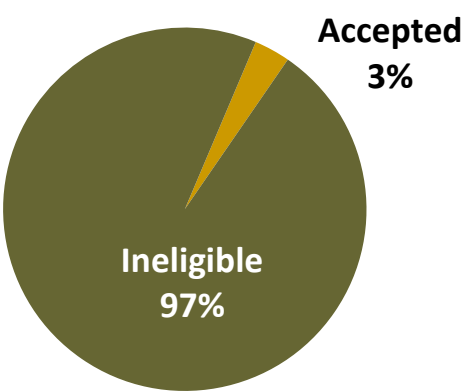
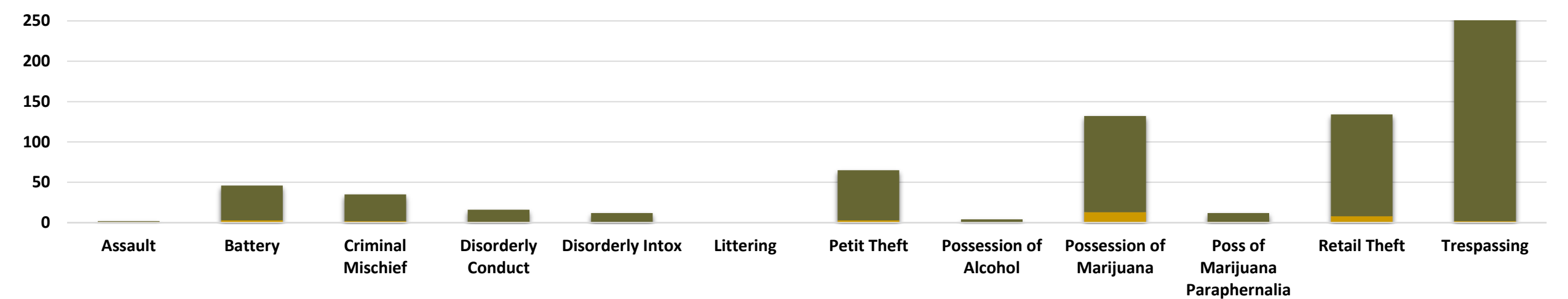
ARREST BY OFFENSE - APAD REVIEW PRE-BOOKING (ALL AGENCIES)

	Assault	Battery	Criminal Mischief	Disorderly Conduct	Disorderly Intox	Littering	Petit Theft	Possession of Alcohol	Possession of Marijuana	Poss of Marijuana Paraphernalia	Retail Theft	Trespassing	Total	
Accepted	0	0	1	0	0	0	1	0	1	0	2	0	5	3%
Ineligible	1	7	5	17	17	0	22	0	3	2	9	94	177	97%
Total	1	7	6	17	17	0	23	0	4	2	11	94	182	100%
	1%	4%	3%	9%	9%	0%	13%	0%	2%	1%	6%	52%		



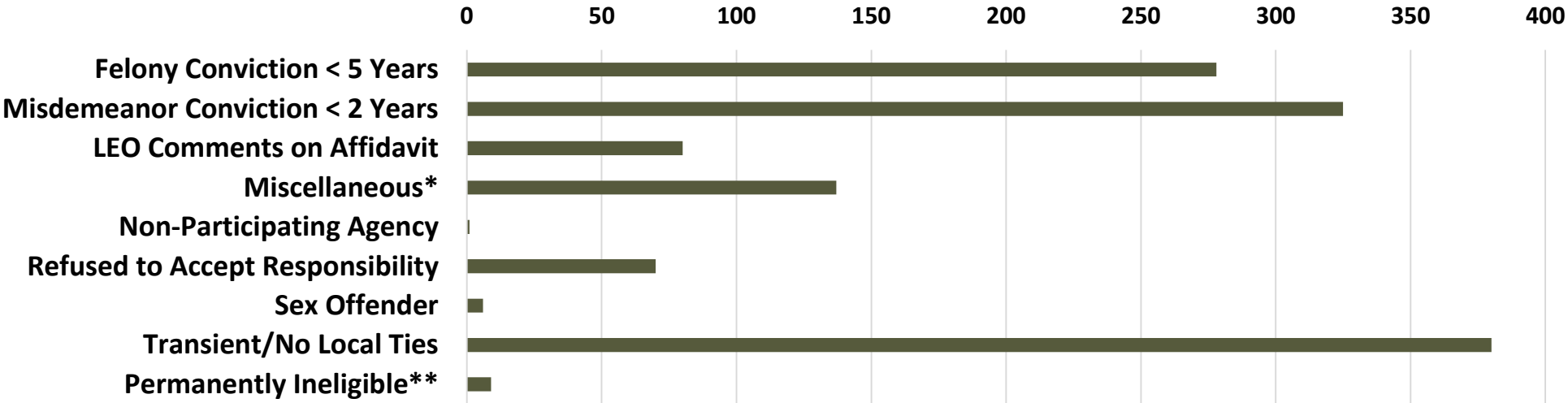
NOTICE TO APPEAR BY OFFENSE - APAD REVIEW PRE-CASE ASSIGNMENT (ALL AGENCIES)

	Assault	Battery	Criminal Mischief	Disorderly Conduct	Disorderly Intox	Littering	Petit Theft	Possession of Alcohol	Possession of Marijuana	Poss of Marijuana Paraphernalia	Retail Theft	Trespassing	Total	
Accepted	1	3	2	1	0	0	3	0	13	1	8	2	34	3%
Ineligible	1	43	33	15	12	0	62	4	119	11	126	600	1026	97%
Total	2	46	35	16	12	0	65	4	132	12	134	602	1060	100%
	0.2%	4%	3%	1.5%	1%	0%	6%	0.4%	12%	1%	13%	57%		



REASON FOR INELIGIBILITY DURING SCREENING (ALL AGENCIES)

REASON FOR INELIBILITY	TOTAL	
Felony Conviction < 5 Years	278	22%
Misdemeanor Conviction < 2 Years	325	25%
LEO Comments on Affidavit	80	6%
Miscellaneous*	137	11%
Non-Participating Agency	1	0.1%
Refused to Accept Responsibility	70	5%
Sex Offender	6	0.5%
Transient/No Local Ties	380	30%
Permanently Ineligible**	9	0.7%
Total	1286	100%




\*Includes: addition of ineligible offense, warrants, extensive criminal history, unable to establish contact.

\*\*Includes: any participant who fails to complete any program requirement or any person who is precluded from the program based on eligibility criteria.

COMMUNITY SERVICE HOURS (ALL AGENCIES)

Completed	9,208
Outstanding	552
Non-Compliant*	5,600
Total	15,360

Total - 15,360



\*230 Participants failed to complete their 24, 32, or 48 hours of community service (1st, 2nd, or 3rd diversion.)


RESTITUTION (ALL AGENCIES)

Offense	Qty	Paid	Total
Criminal Mischief	14	\$4,872.75	46%
Petit Theft	15	\$2,341.85	22%
Retail Theft	44	\$3,348.72	32%
Total	73	\$10,563.32	100%

Offense	Qty	Outstanding	Total
Criminal Mischief	2	\$795.45	59%
Petit Theft	1	\$24.39	2%
Retail Theft	5	\$532.62	39%
Total	8	\$1,352.46	100%

Offense	Qty	Non-Compliant	Total
Criminal Mischief	4	\$1,950.00	35%
Petit Theft	4	\$265.85	5%
Retail Theft	29	\$3,310.62	60%
Total	37	\$5,526.47	100%

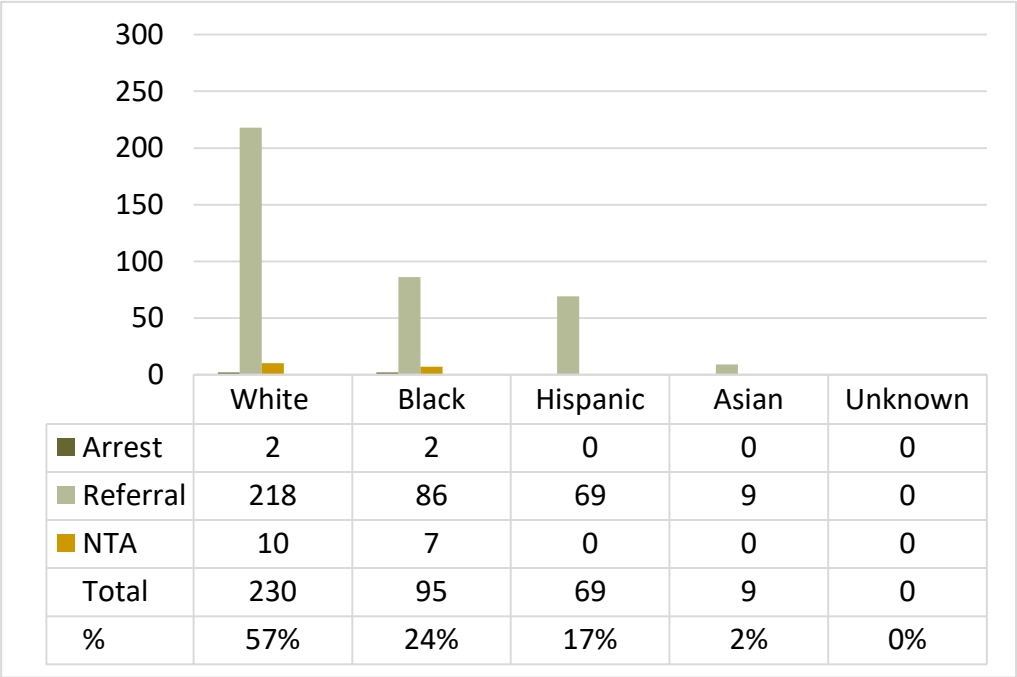
TOTAL - \$17,442.25



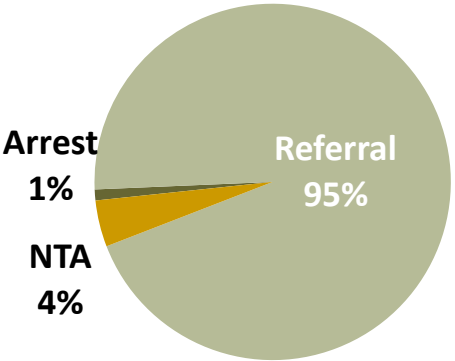
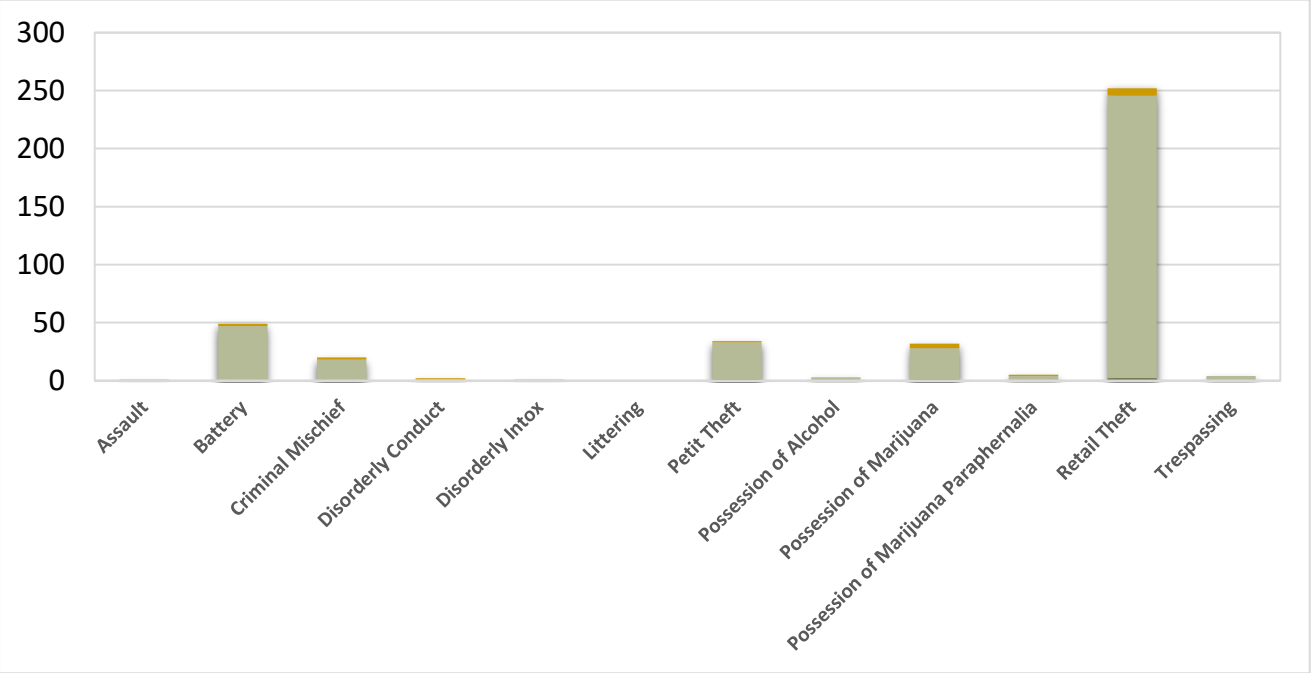
\* 37 participants failed to complete restitution and are now permanently ineligible.  
\$1000 was the largest single amount not paid by a non-compliant participant for Criminal Mischief.

SUCCESSFUL PROGRAM COMPLETIONS (ALL AGENCIES)

	Assault	Battery	Criminal Mischief	Disorderly Conduct	Disorderly Intox	Littering	Petit Theft	Possession of Alcohol	Possession of Marijuana	Possession of Marijuana Paraphernalia	Retail Theft	Trespassing	Total	
Arrest	0	0	0	0	0	0	1	0	1	0	2	0	4	1%
Referral	1	47	18	1	1	0	32	3	27	4	244	4	382	95%
NTA	0	2	2	1	0	0	1	0	4	1	6	0	17	4%
Total	1	49	20	2	1	0	34	3	32	5	252	4	403	100%
	0.2%	12%	5%	0.5%	0.2%	0%	8%	0.7%	8%	1.2%	63%	1%		



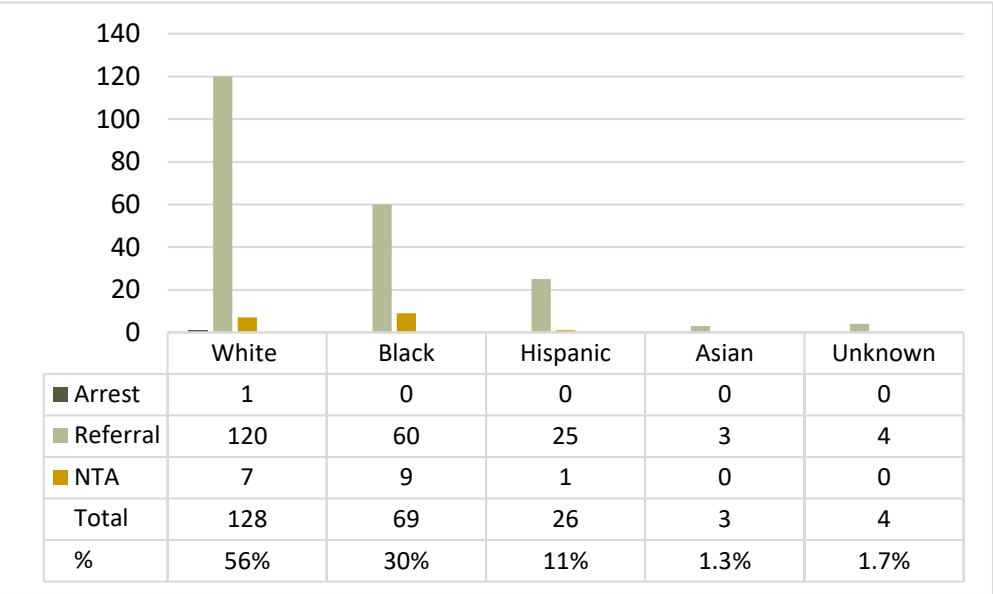
Total - 403



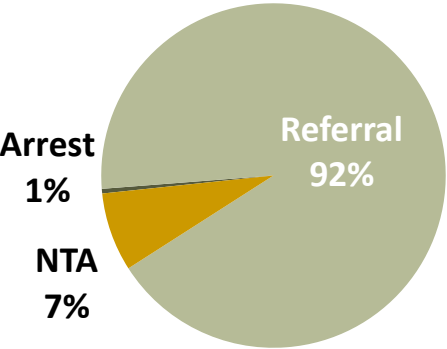
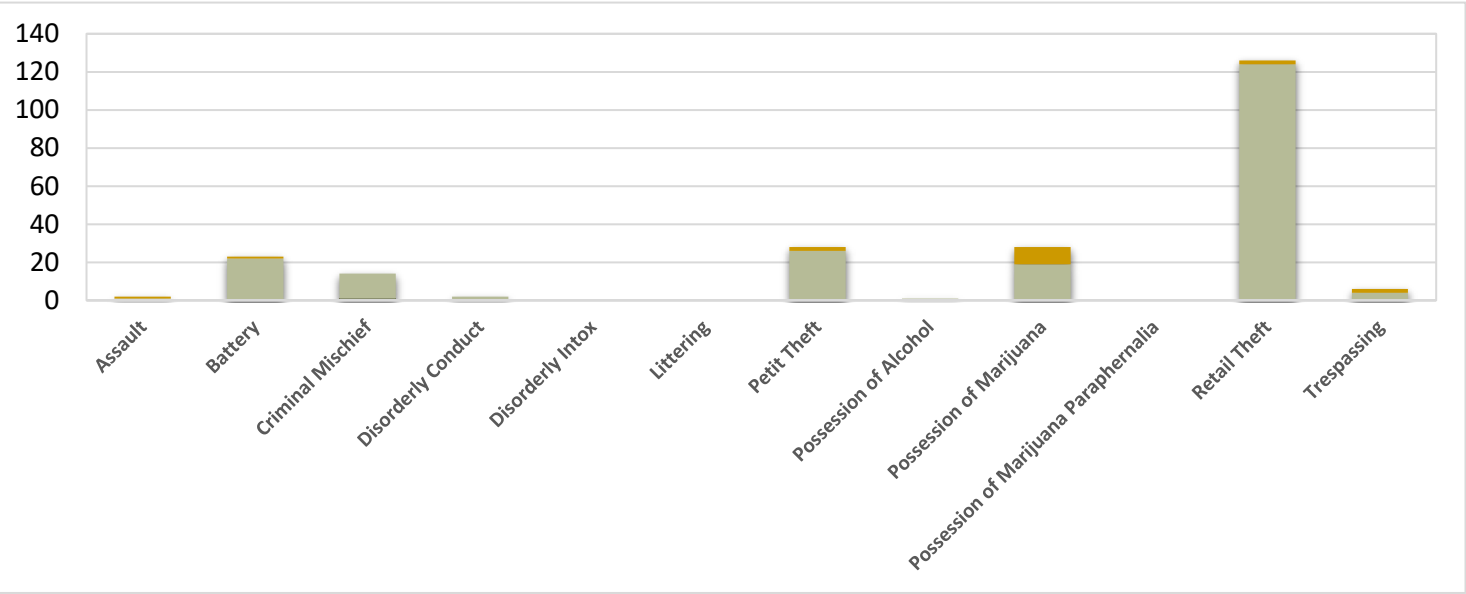


UNSUCCESSFUL PROGRAM COMPLETIONS DUE TO NON-COMPLIANCE (ALL AGENCIES)

	Assault	Battery	Criminal Mischief	Disorderly Conduct	Disorderly Intox	Littering	Petit Theft	Possession of Alcohol	Possession of Marijuana	Possession of Marijuana Paraphernalia	Retail Theft	Trespassing	Total	
Arrest	0	0	1	0	0	0	0	0	0	0	0	0	1	1.0%
Referral	1	22	13	2	0	0	26	1	19	0	124	4	212	92%
NTA	1	1	0	0	0	0	2	0	9	0	2	2	17	7%
Total	2	23	14	2	0	0	28	1	28	0	126	6	230	100%
	0.9%	10%	6%	0.9%	0%	0%	12%	0.4%	12%	0%	55%	3%		



Total - 230



## ADULT PRE-ARREST DIVERSION PROGRAM FOUR YEAR SNAPSHOT

		-2017-				-2018-				-2019-				-2020-				-4Y TOTAL-							
	TOTAL SCREENED	3758				2740				2390				1919				10807							
	TOTAL ACCEPTED	1443 38%				1451 53%				1027 43%				633 33%				4554 42%							
	TOTAL REJECTED	2315 62%				1289 47%				1363 57%				1286 67%				6253 58%							
	Accepted - Successful Completion	1026 70%				1017 70%				714 70%				403 64%				3160 69%							
	Accepted - Unsuccessful Completion	435 30%				457 30%				313 30%				230 36%				1435 31%							
Agency Activity "Top 5" (pg.2)																									
	PCSO	35%				30%				27%				30%				--							
	ST. PETERSBURG	30%				27%				39%				37%				--							
	CLEARWATER	14%				18%				16%				19%				--							
	PINELLAS PARK	5%				8%				7%				6%				--							
	LARGO	8%				7%				5%				3%				--							
Participant Home Address "Top 5" (pg.3)		City		Unincorporated		City		Unincorporated		City		Unincorporated		City		Unincorporated		City		Unincorporated					
	ST. PETERSBURG	366		64		397		66		276		62		146		33		1185		225					
	CLEARWATER	163		59		163		47		119		58		109		31		554		195					
	LARGO	99		43		103		37		56		33		18		11		276		124					
	PINELLAS PARK	60		7		92		6		46		7		26		4		224		24					
	SEMINOLE	25		35		24		27		22		24		5		9		76		95					
Race Screened Candidates (pg.4/pg.14)		Ineligible		Accepted		Successful		Ineligible		Accepted		Successful		Ineligible		Accepted		Successful		Ineligible		Accepted		Successful	
	BLACK	504		327 39%		200 61%		332		342 51%		213 62%		407		285 41%		174 61%		325		164 50%		95 58%	
	WHITE	1649		952 27%		693 73%		868		829 49%		668 81%		885		625 41%		444 71%		897		358 40%		230 64%	
Gender Screened Candidates (pg.5)		Ineligible		Accepted		Ineligible		Accepted		Ineligible		Accepted		Ineligible		Accepted		Ineligible		Accepted		Ineligible		Accepted	
	FEMALE	537		614		339		673		334		519		279		325		1489		2131					
	MALE	1778		829		950		778		1029		508		1007		308		4764		2423					
Eligible Offenses "Top 5" (pg.6)		Ineligible		Accepted		Ineligible		Accepted		Ineligible		Accepted		Ineligible		Accepted		Ineligible		Accepted					
	POSSESSION OF MARIJUANA	363		569		310		556		308		357		137		60		1118		1542					
	RETAIL THEFT	291		443		156		549		120		412		175		378		742		1782					
	TRESPASSING	681		44		296		28		534		14		695		10		2206		96					
	PETIT THEFT	132		103		124		124		89		106		96		62		441		395					
	DISORDERLY INTOX.	352		34		137		10		103		1		32		4		624		49					
LEO Activity (pg.7,8,9,10)		Ineligible		Accepted		Ineligible		Accepted		Ineligible		Accepted		Ineligible		Accepted		Ineligible		Accepted					
	REFERRAL	192		1212 84%		176		1257 87%		129		965 93%		83		594 94%		580		4028 88%					
	ARREST	1850		115 8%		789		34 2%		442		4 1%		177		5 1%		3258		158 4%					
	NTA	273		116 8%		324		160 11%		792		58 6%		1026		34 5%		2415		368 8%					
Reason for Ineligibility "Top 3" (pg.11)																									
	MISD. CONVICTION WITHIN 2 YEARS	687 30%				432 34%				452 32%				325 25%				1896 25%							
	FELONY CONVICTION WITHIN 5 YEARS	514 22%				322 25%				321 24%				278 22%				1435 19%							
	TRANSIENT	284 12%				52 4%				225 17%				380 30%				941 12%							
Community Service Hrs Completed (pg.12)		37,823 Hours				31,087 Hours				23,687 Hours				15,360 Hours				107,957 Hours							
Restitution Collected (pg.13)		\$26,338.18				\$18,315.76				\$23,693.27				\$17,442.25				\$85,789.46							